EXHAUST FAN SCHEDULE

FAN Nº	QUANTITY	MANUFACTURER	MODEL Nº	CFM	S.P.	R.P.M.	DRIVE	H.P.	VOLTAGE	SERVICE
E-1,2	2	JENN-AIR	111 CR	800	3/8"	880	DIRECT	1/12	120-1-60	TOILET EXHAUST
E-3,6	2	"	101 CR	540	"	1140	"	1/6	"	"
E-4,5	2	"	80 CR	350	"	1550	"	1/15	"	"
E-7	1	"	184 BCR	2100	"	925	BELT	1/2	"	LAUNDRY EXHAUST
E-8	1	"	148 CW	2010	1/8"	860	DIRECT	1/4	"	ELEV. MACH. RM. EXH.
E-9	1	"	71 CW	155	1/8"	1200	"	1/26	"	LOUNGE EXHAUST

NOTES: ALL FANS SHALL BE COMPLETE WITH MOTOR DISCONNECTS IN FAN HOUSINGS, BIRDSCREENS, AUTOMATIC BACKDRAFT DAMPERS, VARIABLE PITCH DRIVES (BELT DRIVES), ETC.
FAN "E-9" TO HAVE 2 SPEED MOTOR.

AIR HANDLING UNIT SCHEDULE

FLOOR Nº	APARTMENT Nº	CFM	FAN MOTOR H.P.	VOLTAGE	COOLING COIL SQ. FT.	DRIVE	MODEL Nº	MANUFACTURER
2	2A, 2B, 2C, & 2D	1550	1/6	230-1-60	3.96	BELT	WEO-48A	GEN. ELECTRIC
3	3A, 3B, 3C, & 3D	"	"	"	"	"	"	"
4	4A, 4B, 4C, & 4D	1550	1/2	230-1-60	3.96	BELT	WEO-48A	GEN. ELECTRIC
5	5A, 5B, 5C, & 5D	"	"	"	"	"	"	"
6	6A, 6B, 6C, & 6D	"	"	"	"	"	"	"
7	7A, 7B, 7C, & 7D	"	"	"	"	"	"	"
8	8A, 8B	1600	1/2	230-1-60	3.96	BELT	WEO-48A	GEN. ELECTRIC

CONDENSING UNIT

230 LINE BTU/HR	COMPRESSOR FULL LOAD AMPS	CONDENSER FULL LOAD AMPS	VOLTAGE	REFRIGERANT	MODEL Nº	MANUFACTURER
48,000	9.2	5.8	230-1-60	R-12	WA-048A	GEN. ELECTRIC
30,000	8.5	2.4	"	"	WA-030A	"
48,000	9.2	5.8	230-1-60	R-12	TAO-048-1B	GEN. ELECT.
"	"	"	"	"	"	"
"	"	"	"	"	"	"
"	"	"	"	"	"	"
48,000	9.2	5.8	230-1-60	R-12	WA-048A	GEN. ELECT.

AIR DISTRIBUTION SCHEDULE

S.R.	SUPPLY REGISTER W/ AG-225 VOLUME EXTRACTORS - TITUS MODEL - S-277.
C.G.	CEILING SUPPLY GRILLE W/ VOLUME DAMPER TITUS MODEL S-200.
C.D.	CEILING DIFFUSER - TITUS MODEL TMDC-51 W/ AG 55 DAMPERS.
EXH. GRS	EXHAUST GRILLES - TITUS MODEL RL-230 W/ F.D. 40 FIRE DAMPERS W/ADJUSTABLE VOLUME CONTROL.
INTAKE GRS	TITUS MODEL RL-230 W/ F.D. 40 FIRE DAMPERS W/ ADJUSTABLE VOLUME CONTROLS.
RA. GRS	TITUS MODEL RL-230
DR. GRS	(A) TITUS T-500A W/ CHANNEL FRAME. (B) TITUS T-500BF W/ AUX. FRAME

NOTES:
ALL AIR DISTRIBUTION SHALL BE OF ALL ALUMINUM CONSTRUCTION EXCEPT DOOR GRILLS WHICH SHALL BE PRIME COATED STEEL.
DOOR GRILLES FURNISHED BY A.C. CONTRACTOR AND INSTALLED BY GENERAL CONTRACTOR.

HEAT PUMP PACKAGE A/C UNIT SCHEDULE

UNIT NUMBER	AC-1	AC-2	AC-3
CFM	1125	1350	2000
O.A.	125	-	-
TONS REFRIGERATION	2½	3	5
EVAPORATOR FAN MOTOR H.P.	1/4	1/8	3/4
EVAPORATOR FAN MOTOR FULL LOAD AMPS	4.1	2.95	5.7
CONDENSER FAN MOTOR H.P.	1/8	1/8	3/4
CONDENSER FAN MOTOR FULL LOAD AMPS	2.4	2.4	4.9
COMPRESSOR MOTOR FULL LOAD AMPS	19.5	25.0	34.0
UNIT VOLTAGE	230-1-60	230-1-60	230-1-60
COOLING COIL SQ. FT.	2.93	2.93	5.34
COOLING COIL FACE VELOCITY	430	515	375
MANUFACTURER	GENERAL ELECTRIC	GENERAL ELECTRIC	GENERAL ELECTRIC
MODEL Nº	WCO-30 E	WCO-36 E	WCO-60 B
HEAT	REVERSE CYCLE	REVERSE CYCLE	REVERSE CYCLE
SERVICE	LOBBY	PENT. HSE. APT. B.&S.	PENT. HSE. APT. UV. ARSM

PRIMARY AIR HANDLING UNIT

TOTAL CFM	24,450
ENT. A.C. TEMP.	81° D.B. - 70° W.B.
LVG. AIR TEMP.	60° D.B. - 58.5° W.B.
TONS REFRIGERATION	48
COOLING COIL - ROWS DEEP	8
COOLING COIL - SQ. FT.	137
COOLING COIL FACE VELOCITY	550 F.P.M.
SUCTION TEMP.	44.5
REHEAT - HEAT BTU/HR.	300,000
HEAT COIL - ROWS DEEP	6
HOT WATER HEATING COIL SQ. FT.	11.7
HEATING COIL FACE VELOCITY	550 F.P.M.
HEATING GPM	30
HOT WATER ENT. TEMP.	180°
HOT WATER LVG. TEMP.	160°
FAN MOTOR H.P.	5
VOLTAGE	240-3-60
TOTAL STATIC PRESSURE	1.75
FILTER'S	PERMANENT STEEL, HI-VEL.
MANUFACTURER	TRANE
MODEL Nº	MF-12 (MEDIUM PRESSURE)

GARBAGE ROOM REFRIGERATION SCHEDULE

AIR COOLED CONDENSING UNIT		BLOWER FAN COIL UNIT	
BTU/HR.	6300	BTU/HR.	6300
SUCTION TEMP.	20°F	CFM	550
MAX TEMP.	45°F	FAN MOTOR	1 @ 10 WATTS
REFRIGERANT	R-12	VOLTAGE	120-1-60
MOTOR H.P.	3/4	MANUFACTURER	RECOLD
VOLTAGE	230-1-60	MODEL	LH-1
MANUFACTURER	COPELAND		
MODEL NO.	CSAH-0075		

WALL UNIT AIR CONDITIONING UNIT SCHEDULE

UNIT Nº	W.A.C. Nº 1 & 2
BTU/HR	16,000
CFM H/L	410/545
OUTSIDE AIR CFM	80
VOLTAGE	230-1-60
AMPS (COOLING)	10.9
HEAT	ELECTRIC RESISTANCE
HEATING BTU/HR	11,550
HOT KW.	3.4
MANUFACTURER	GENERAL ELECTRIC
MODEL	ZONELINE RACK - 744D

FURNISHED W/ RAF-10 FRONT DISCHARGE BAFFLE & REMOTE CONTROLS

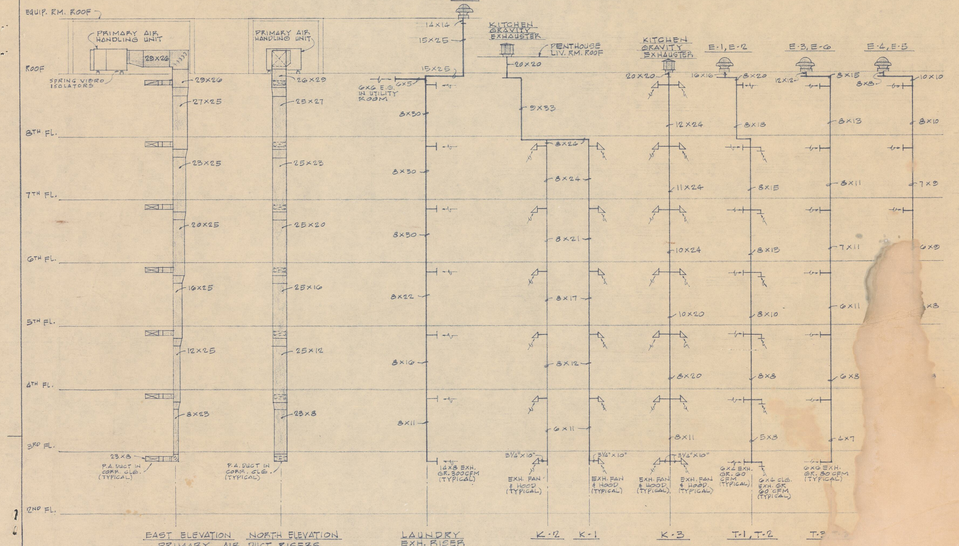

NOTES:
1. ALL EXH. DUCT RUNOUTS FROM RANGE HOODS TO KITCHEN EXHAUST RISERS 3¼" X 10".
2. ALL TOILET AND LAUNDRY EXHAUST GRILLES SHALL BE TITUS RL-230 W/ F.D. 40 FIRE DAMPERS W/ TH VOLUME CONTROL.
3. ALL TOILET EXHAUST GRILLES INSTALLED WITH TOP OF GRILLE 2" BELOW CEILINGS.

PRIMARY AIR AND EXHAUST AIR DUCT RISERS

NOT TO SCALE

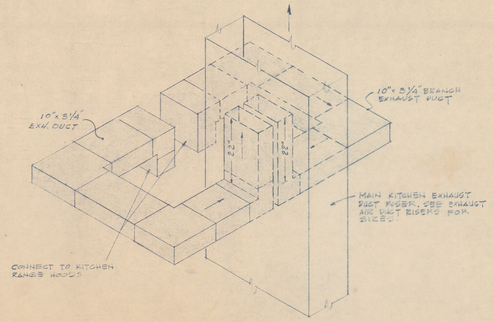

TYPICAL KITCHEN EXHAUST ISOMETRIC

NOT TO SCALE

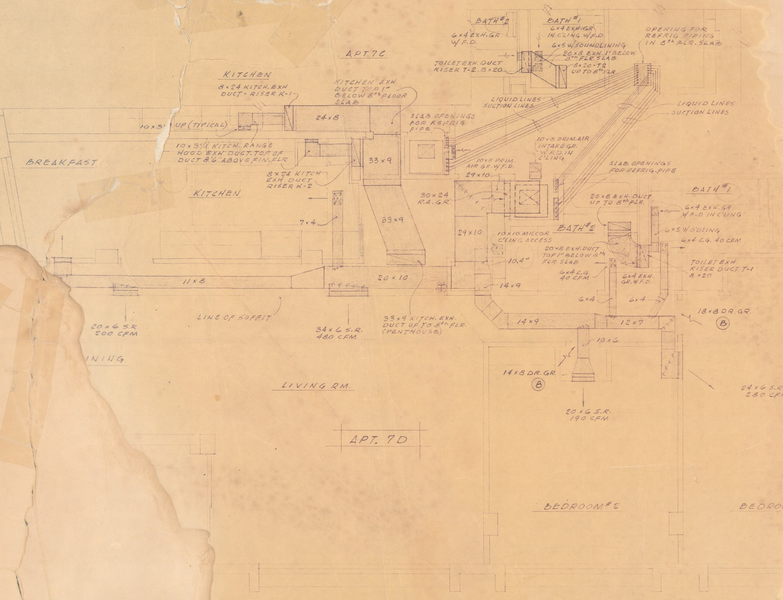

PARTIAL 7TH FLOOR PLAN - A/C

SCALE 1/4" = 1'-0"

ARCHITECT

PARTIAL 7TH FLOOR PLAN
SCHEDULES

APARTMENT BUILDING
5240 DORSEY AVE. MIAMI, FLORIDA

AC-4